

Pressure Measurement Film

PRESCALE

Application Examples

[No.21]

Measured Object



Cover glass attaching equipment

Uses

To check pressure uniformity of cover glass attaching equipment

Benefits

Quality improvement

Reduction in number of defects

Reduction in adjustment time

Industry

Touch panels and LCDs

Examples of relevant products

Smartphones
Tablet PCs



Applications

Checking roller pressure uniformity when attaching the cover glass to touch panels or LCDs.

Challenges


The diversification of products for touch panels (e.g., smart phones, tablet PCs, portable games, and car navigation systems) has increased the complexity of attaching materials such as hard cover glass onto panels. Since precision attachment is required between these hard materials, uneven pressure during the attachment process can cause air bubbles and other problems.

Measurement

Product used: Prescale (Ultra Super Low Pressure LLLW)

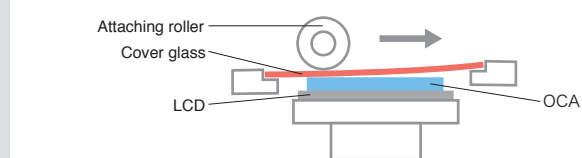
Prescale is placed between the adsorption table, touch panel or LCD and the attachment roller, then pressure is applied under normal conditions. The Prescale film is then removed and the color is evaluated to determine process performance. It is easy to evaluate if the adsorption table and attaching roller are in balance.

Cover glass attaching equipment

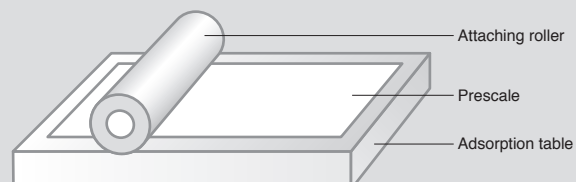


Attaching equipment
Photo provided by FUK Co., Ltd.

Attaching section



Pressure distribution measurement using Prescale



Results (images)

[Defective]

Pressure is unevenly applied.



[Acceptable]

Pressure balance is even, providing a good result.



Benefits of Prescale

● Quality loss prevention

Quality problems are easily detectable and output yield is improved.

● Time loss prevention

Pressure uniformity can be quickly checked during design and maintenance.

Without using Prescale

When Prescale is not used, attaching results must be evaluated. Adjustments require repeated trial and error to resolve defects. **This process will result in material loss and increase design adjustment time.**

With Prescale

Pressure distributions are validated during actual use conditions. By checking pressure uniformity in advance, **quality improvements and design adjustment time reductions can be achieved.**

*Note the specifications and performance data described in this catalog are subject to change without notice for the purpose of improvement. The images provided are used for illustration purposes only and may differ slightly from actual products.

FUJIFILM

FUJIFILM Corporation

<http://www.fujifilm.com/products/prescale/>